



People

The total population of Fresno County is 1,027,390. The median age is 32.7

1,027,390

Total Population



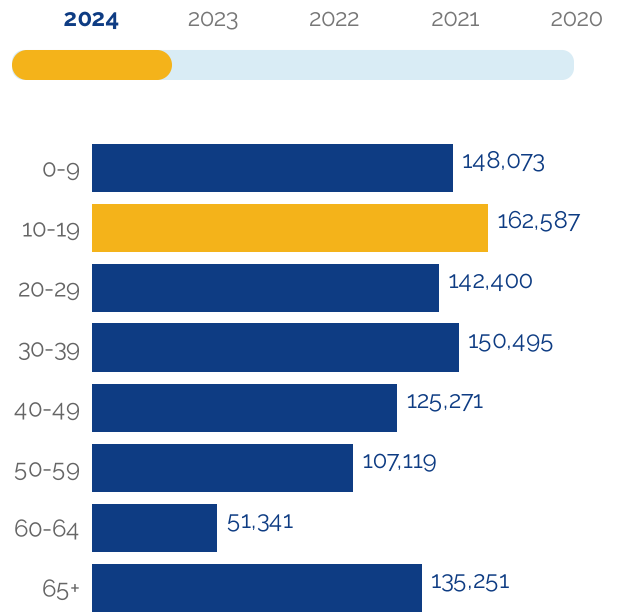
50.29%

Male

49.71%

Female

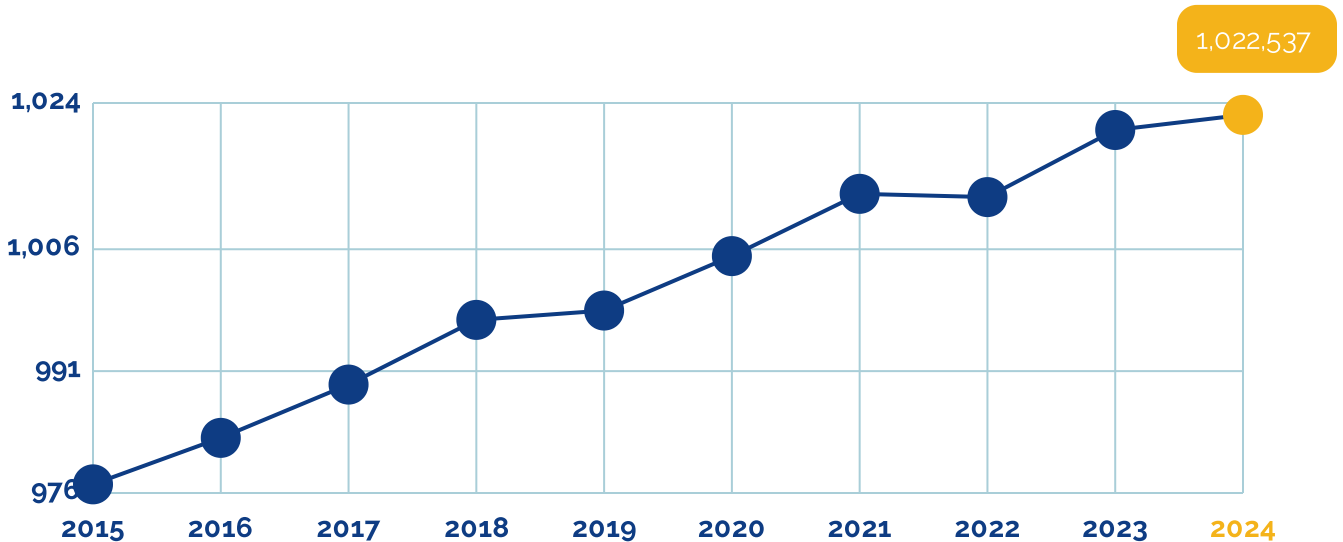
Age Distribution



Median Age

33

Population Growth (in thousands)



Data Source: Applied Geographic Solutions and FT Locations 2024, TaxFoundation.Org 2021 and FT Locations research.

Educational Attainment

33.57% of the population in Fresno County have an associate's degree or higher. 78.58% have a high school degree or higher.



< Grade 9
12.26%



Grade 9-12
9.15%



High School
23.32%



Some College
21.69%



Assoc Degree
9.39%



Bach Degree
15.47%



Grad Degree
8.71%



offer associate's Degree or Certificate



offer Bachelor's Degree or Higher

Labor Force

Fresno County has a labor force of 489,410 people, with an unemployment rate of 7.9%.

489,410

Labor Force

7.9%

Unemployment Rate

▼ -0.3%

Unemployment Rate
Change (1 year)

Talent

What are the largest job counts by occupation?

Office and
Administrative
support



12.69%

36,295

Sales



10.9%

31,177

Executive,
Managers, and
Administrators



8.99%

25,723

Education,
Training/Library



6.56%

18,757

Food Preparation,
Serving




5.75%

16,440

Total Employees

287,815



The work distribution of total employees in Fresno County is:



39%

Blue Collar



60%

White Collar

Total Establishments

31,765



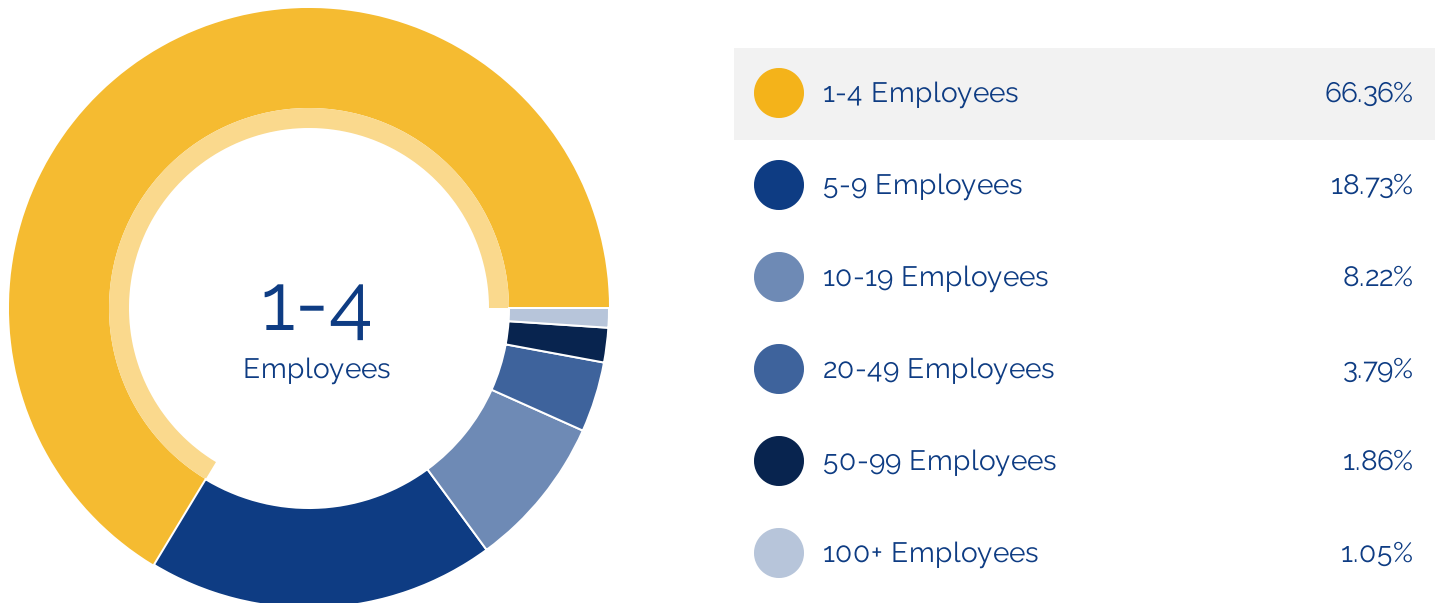
Businesses and Jobs

Fresno County has a total of 31,765 businesses. In 2024, the leading industries in Fresno County were Health Care and Social Services, Retail, Education, and Accommodation and Food Services.

What are the top industries by jobs?



How many employees do businesses in Fresno County have?



Data Source: Applied Geographic Solutions and FT Locations 2024, TaxFoundation.Org 2021 and FT Locations research.

Income and Spending

Households in Fresno County earn a median yearly income of \$74,145. 36.78% of the households earn more than the national average each year. Household expenditures average \$104,334 per year. The majority of earnings get spent on Tax and Retirement (Total), Shelter (Total), Transportation (Total), Grocery (Total), and Health Care (Total).

\$74,145

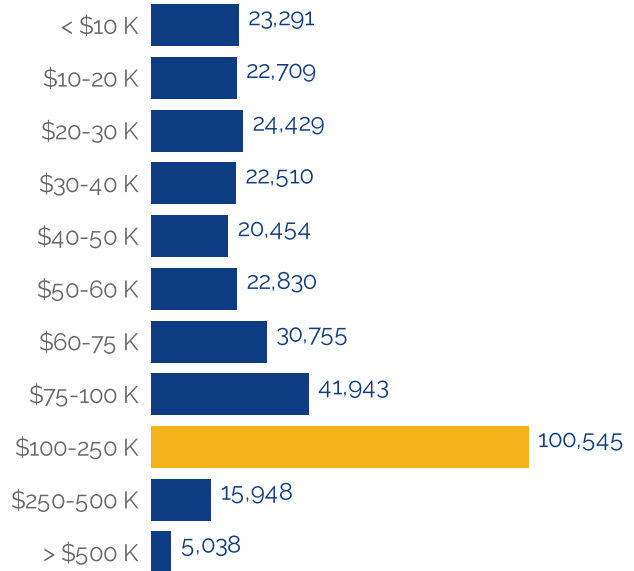
Median Household Income

0% more than the county

27% less than the state

9% less than the nation

Income Distribution



How do people spend most of their money?

PER HOUSEHOLD

Tax and Retirement (Total)



\$24,445

Shelter (Total)



\$17,662

Transportation (Total)



\$15,860

Grocery (Total)



\$7,416

Health Care (Total)



\$6,624

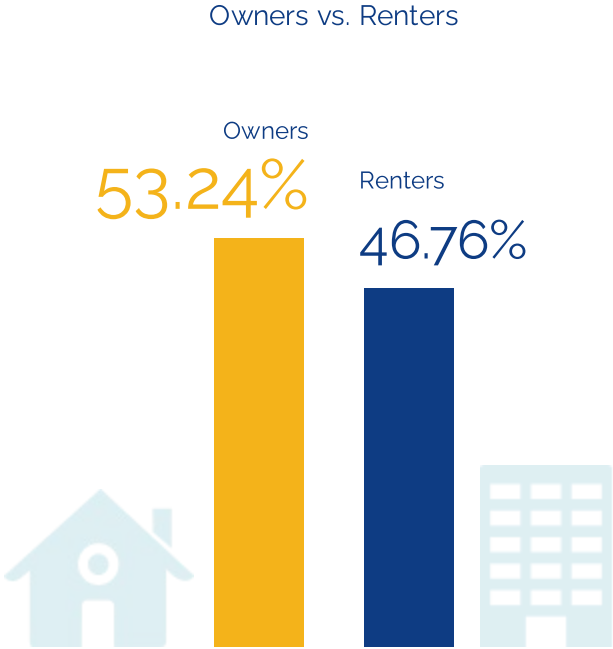


\$104,334

Average Household Expenditure

Housing

There are 6% more households who own their homes than there are renters.



Transportation

Residents spend an average of 22 minutes commuting to work. Fresno County is served by 46 airports within 50 miles. Rail can be accessed within the community. Interstates can be accessed within the community.



22min

Commute Travel Time



9 + 46(+50 miles)

Airports in Community



Interstate

In Community



Freight Rail

In Community

Taxes

Top State Corporate Income Tax

8.84%

Top State Corporate Capital Gains Tax

8.84%

Top State Personal Income Tax

13.3%

Top State Personal Capital Gains Tax

13.3%

State Sales Tax

7.25%