

Stanislaus County

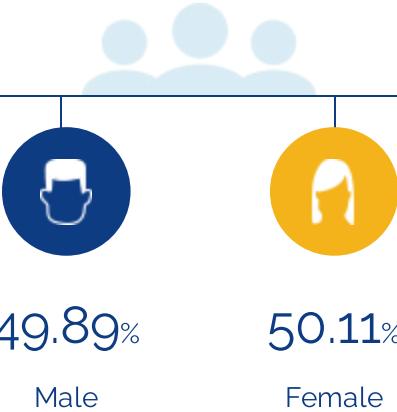


People

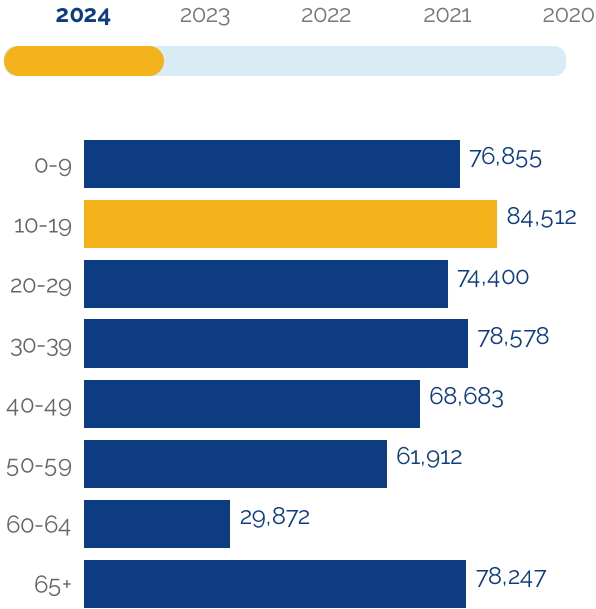
The total population of Stanislaus County is 553,059. The median age is 34.03

553,059

Total Population



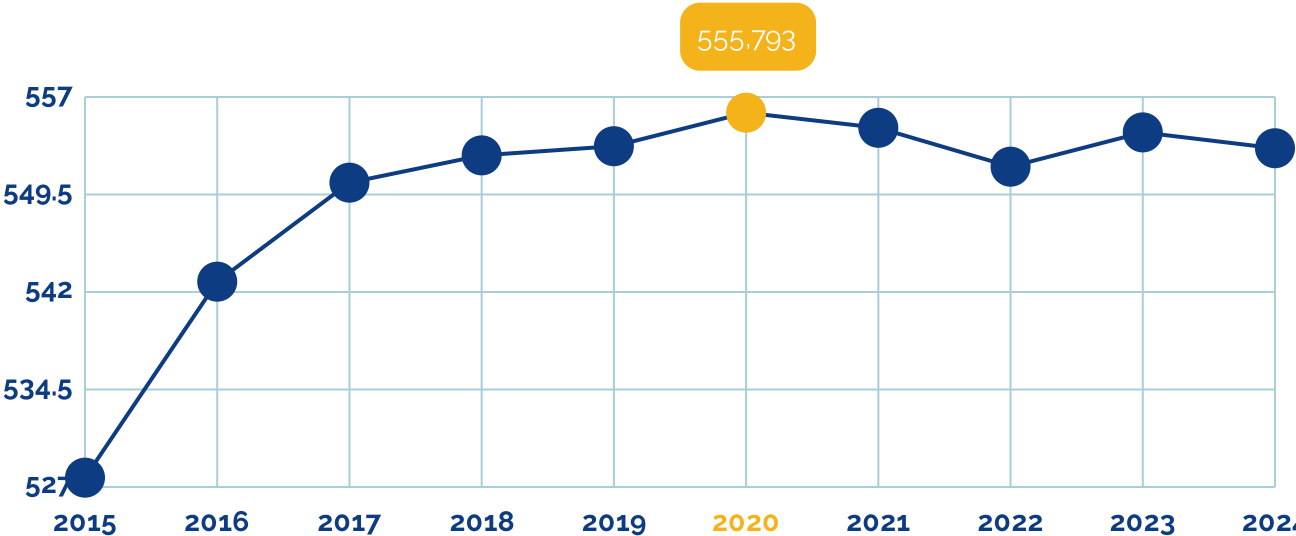
Age Distribution



Median Age

34

Population Growth (in thousands)



Data Source: Applied Geographic Solutions and FT Locations 2024, TaxFoundation.Org 2021 and FT Locations research.

Educational Attainment

27.11% of the population in Stanislaus County have an associate's degree or higher. 81.44% have a high school degree or higher.



< Grade 9

10.63%



Grade 9-12

7.93%



High School

31.28%



Some College

23.05%



Assoc Degree

8.05%



Bach Degree

13.24%



Grad Degree

5.82%



offer associate's Degree or Certificate



offer Bachelor's Degree or Higher

Labor Force

Stanislaus County has a labor force of 268,267 people, with an unemployment rate of 6.8%.

268,267

Labor Force

6.8%

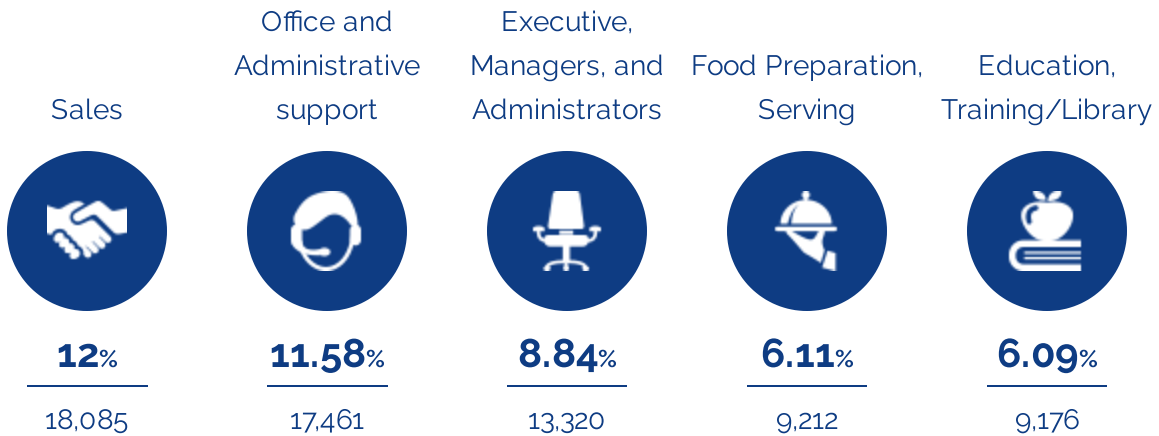
Unemployment Rate

▼ -0.1%

Unemployment Rate
Change (1 year)

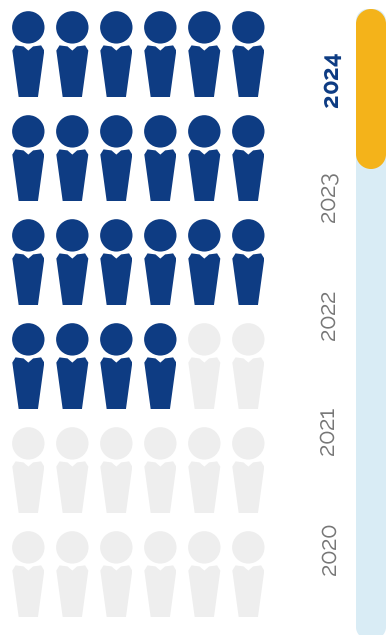
Talent

What are the largest job counts by occupation?



Total Employees

150,758



The work distribution of total employees in Stanislaus County is:



Total Establishments

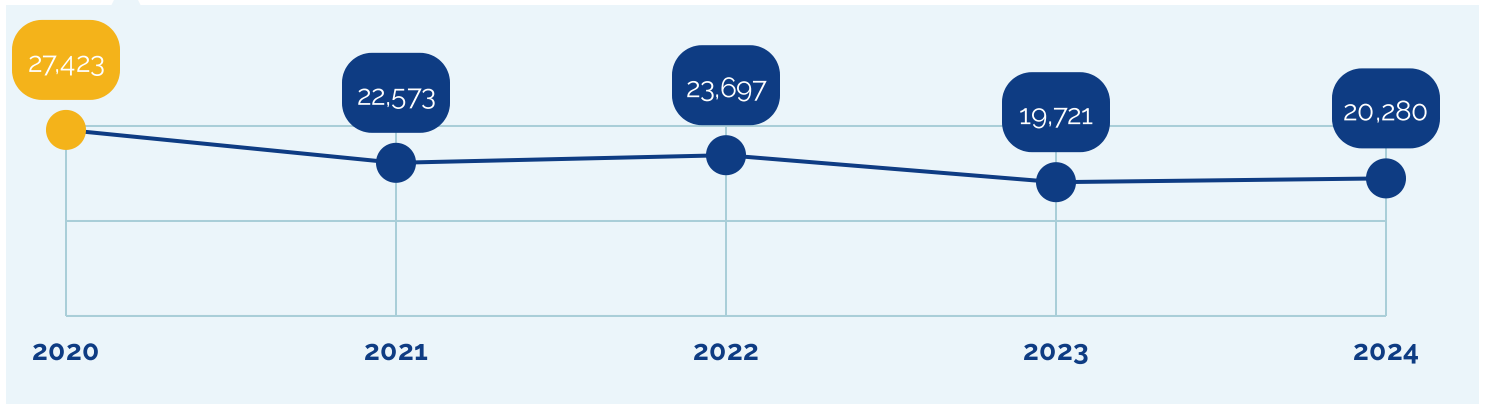
15,793



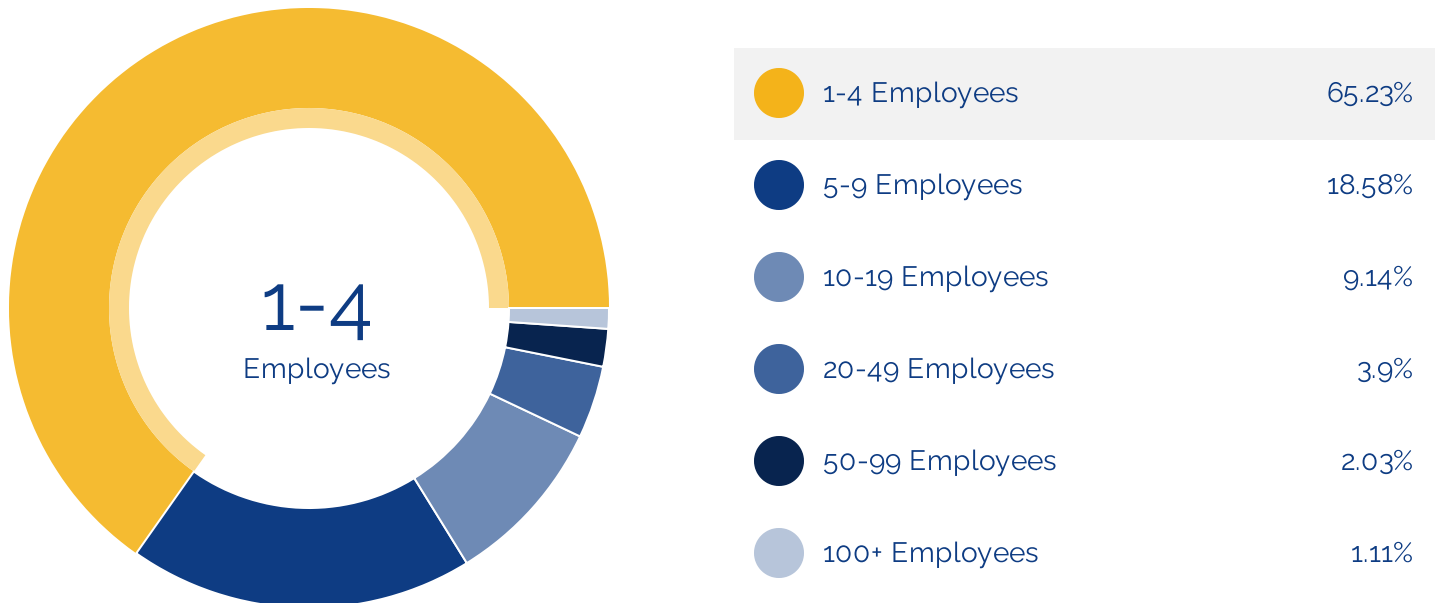
Businesses and Jobs

Stanislaus County has a total of 15,793 businesses. In 2024, the leading industries in Stanislaus County were Retail, Health Care and Social Services, Education, and Manufacturing.

What are the top industries by jobs?



How many employees do businesses in Stanislaus County have?



Data Source: Applied Geographic Solutions and FT Locations 2024, TaxFoundation.Org 2021 and FT Locations research.

Income and Spending

Households in Stanislaus County earn a median yearly income of \$81,117. 39.69% of the households earn more than the national average each year. Household expenditures average \$76,871 per year. The majority of earnings get spent on Shelter, Transportation, Food and Beverages, Health Care, and Utilities.

\$81,117

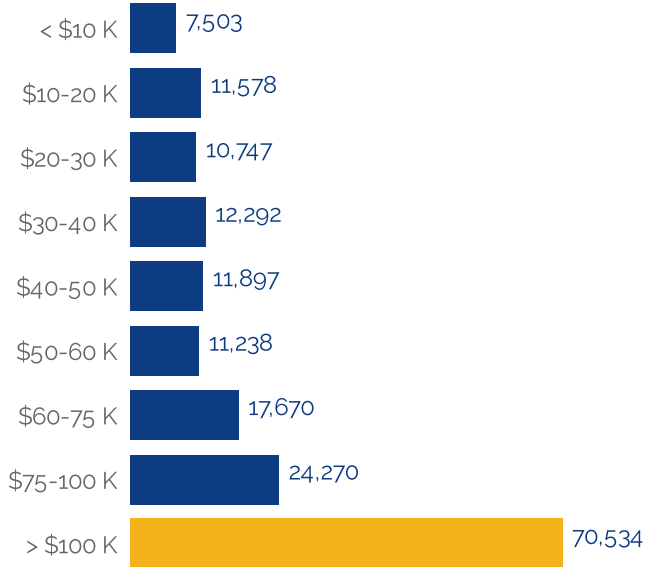
Median Household Income

0% more than the county

17% less than the state

2% more than the nation

Income Distribution



How do people spend most of their money?

PER HOUSEHOLD

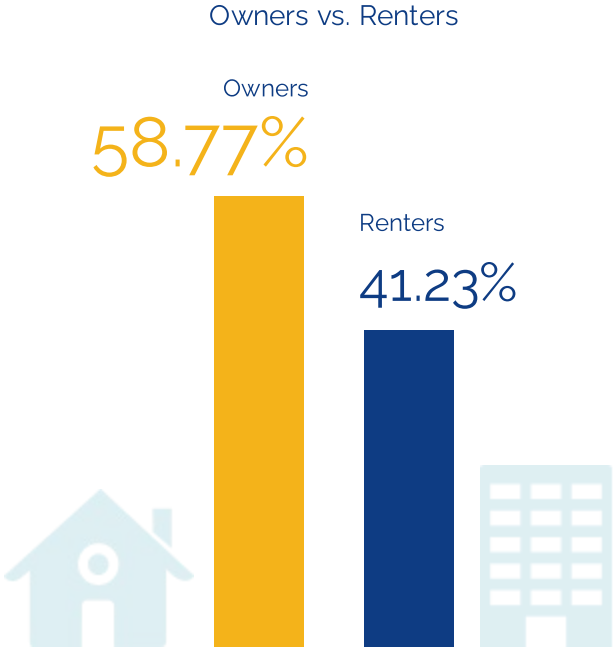


\$76,871

Average Household Expenditure

Housing

There are 18% more households who own their homes than there are renters.



Transportation

Residents spend an average of 27 minutes commuting to work. Stanislaus County is served by 48 airports within 50 miles. Rail can be accessed within the community. Interstates can be accessed within the community.



27min

Commute Travel Time



2 + 48(+50 miles)

Airports in Community



Interstate

In Community



Freight Rail

In Community

Taxes

Top State Corporate Income Tax

8.84%

Top State Corporate Capital Gains Tax

8.84%

Top State Personal Income Tax

13.3%

Top State Personal Capital Gains Tax

13.3%

State Sales Tax

7.25%