

Kings County

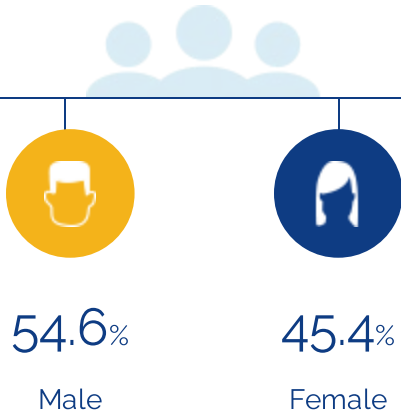


People

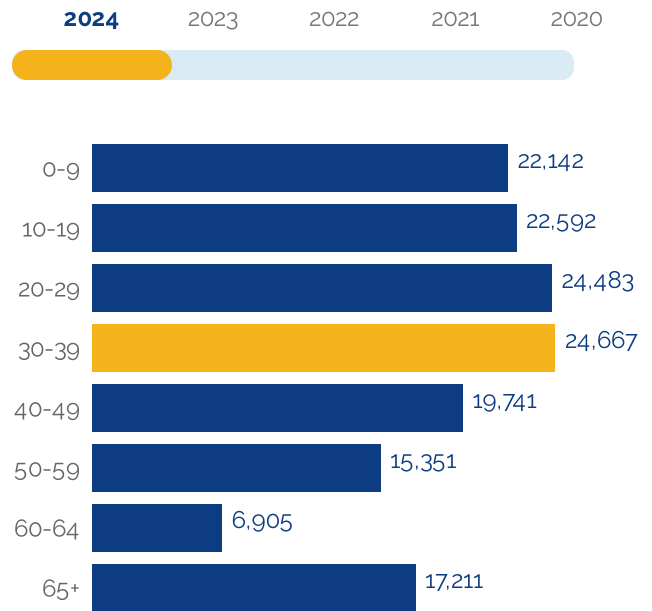
The total population of Kings County is 153,092. The median age is 31.87

153,092

Total Population



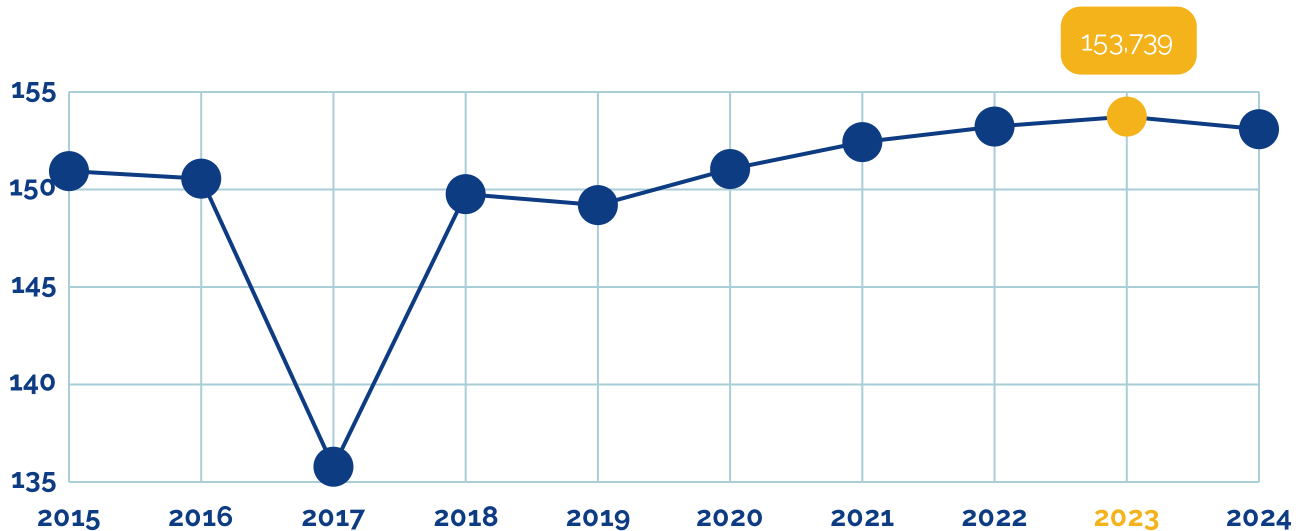
Age Distribution



Median Age

32

Population Growth (in thousands)



Data Source: Applied Geographic Solutions and FT Locations 2024, TaxFoundation.Org 2021 and FT Locations research.

Educational Attainment

25.07% of the population in Kings County have an associate's degree or higher. 76.21% have a high school degree or higher.



< Grade 9

12.79%



Grade 9-12

11%



High School

28.24%



Some College

22.9%



Assoc Degree

9.39%



Bach Degree

10.72%



Grad Degree

4.96%



offer associate's Degree or Certificate



offer Bachelor's Degree or Higher

Labor Force

Kings County has a labor force of 70,479 people, with an unemployment rate of 8.4%.

70,479

Labor Force

8.4%

Unemployment Rate

▼ -0.7%

Unemployment Rate
Change (1 year)

Talent

What are the largest job counts by occupation?

Office and
Administrative
support



12.9%

4,205

Sales



9.72%

3,166

Education,
Training/Library



9.53%

3,106

Executive,
Managers, and
Administrators



7.97%

2,596

Food Preparation,
Serving




5.63%

1,834

Total Employees

32,585



The work distribution of total employees in Kings County is:



38%

Blue Collar



61%

White Collar

Total Establishments

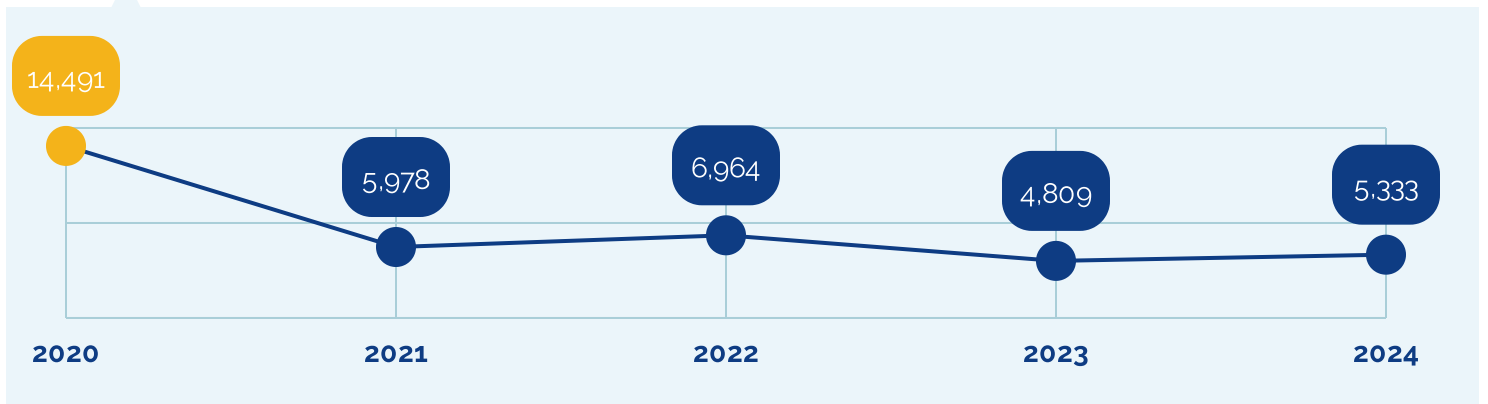
2,975



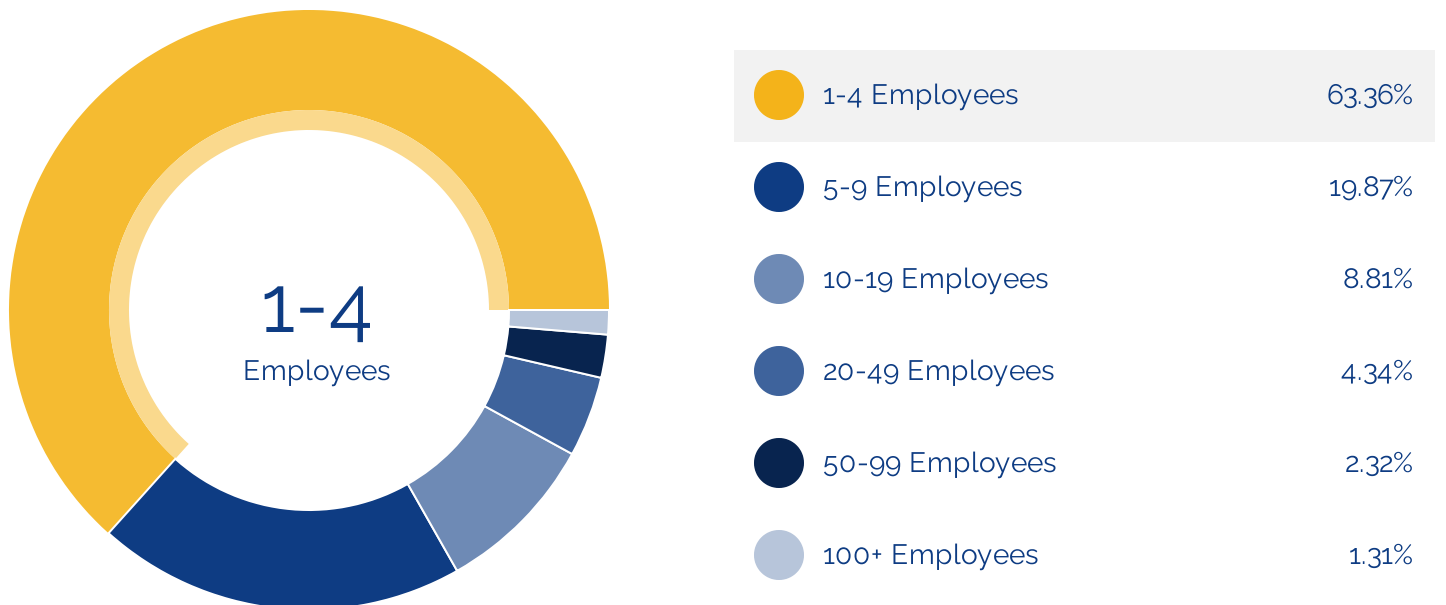
Businesses and Jobs

Kings County has a total of 2,975 businesses. In 2024, the leading industries in Kings County were Public Administration, Education, Accommodation and Food Services, and Health Care and Social Services.

What are the top industries by jobs?



How many employees do businesses in Kings County have?



Income and Spending

Households in Kings County earn a median yearly income of \$72,466. 33.55% of the households earn more than the national average each year. Household expenditures average \$68,802 per year. The majority of earnings get spent on Shelter, Transportation, Food and Beverages, Health Care, and Utilities.

\$72,466

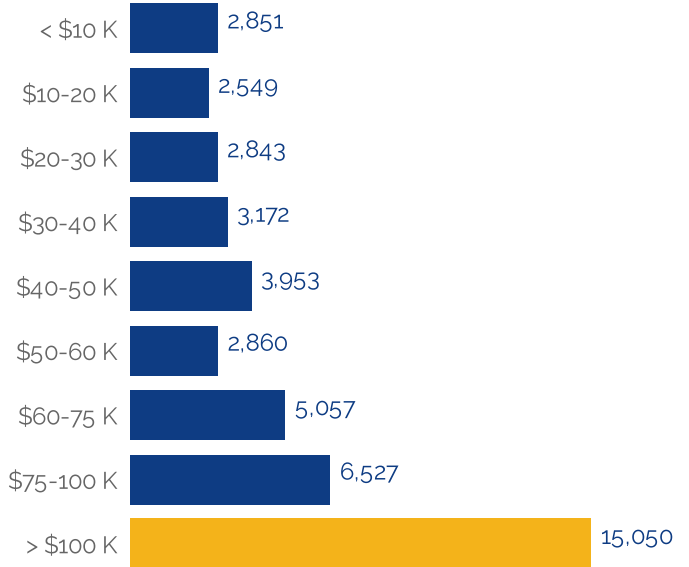
Median Household Income

0% more than the county

26% less than the state

9% less than the nation

Income Distribution



How do people spend most of their money?

PER HOUSEHOLD

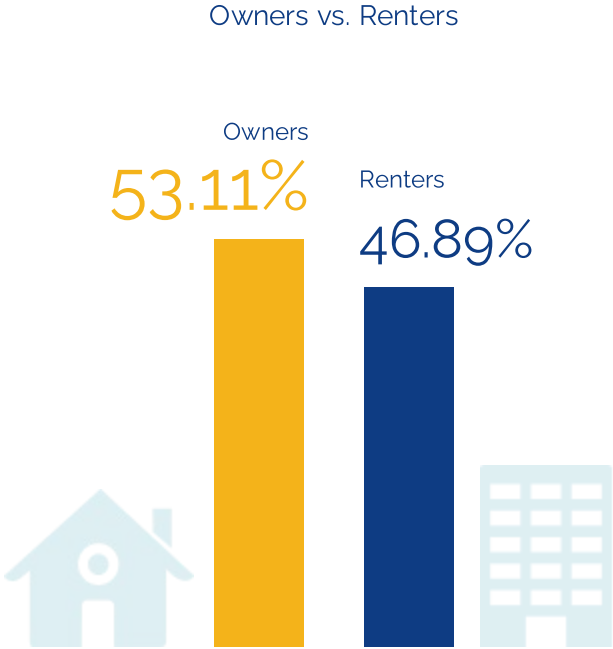


\$68,802

Average Household Expenditure

Housing

There are 6% more households who own their homes than there are renters.



Transportation

Residents spend an average of 21 minutes commuting to work. Kings County is served by 31 airports within 50 miles. Rail can be accessed within the community. Interstates can be accessed within the community.



21min

Commute Travel Time



2 + 31(+50 miles)

Airports in Community



Interstate

In Community



Freight Rail

In Community

Taxes

Top State Corporate Income Tax

8.84%

Top State Corporate Capital Gains Tax

8.84%

Top State Personal Income Tax

13.3%

Top State Personal Capital Gains Tax

13.3%

State Sales Tax

7.25%