

Kern County




People

The total population of Kern County is 916,482. The median age is 31.85

916,482

Total Population



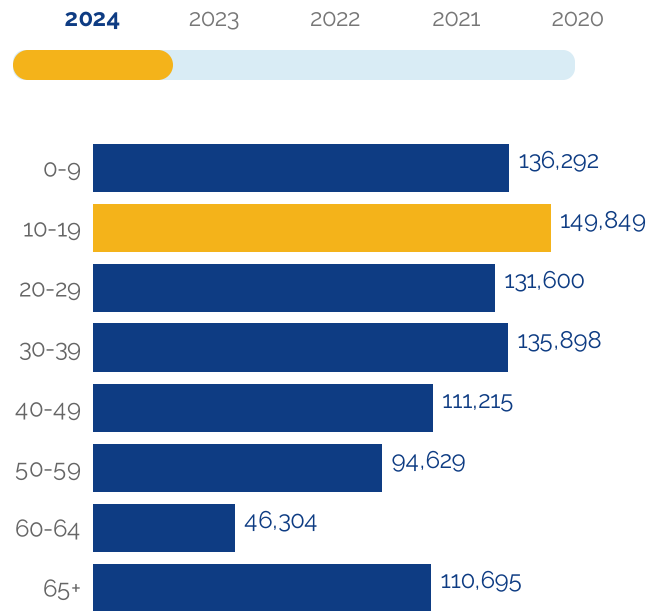
50.5%

Male

49.5%

Female

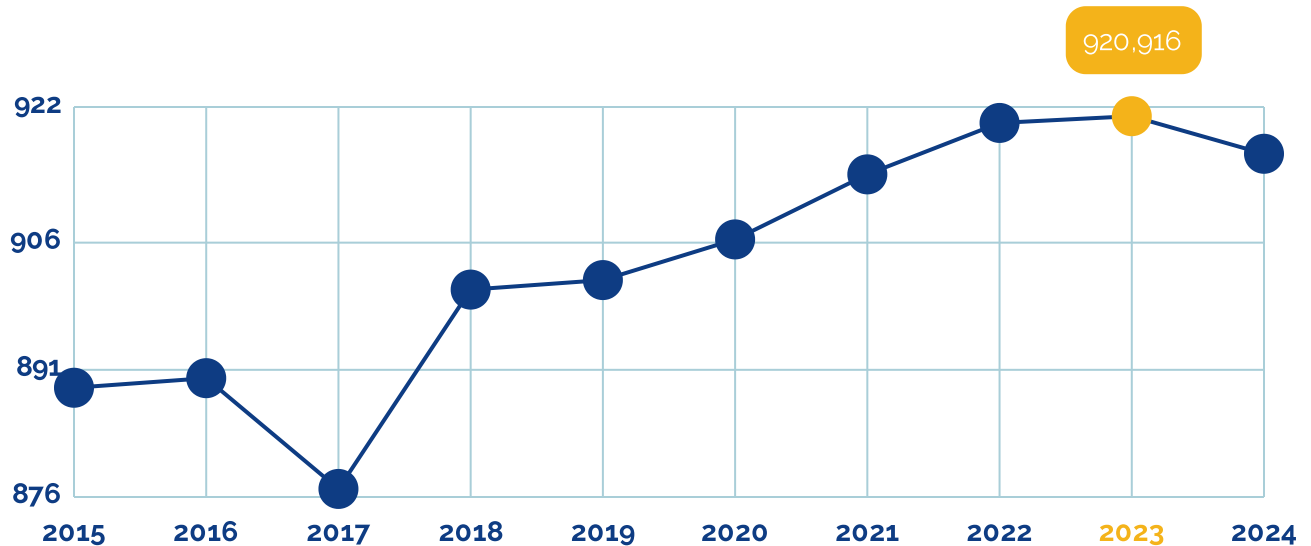
Age Distribution



Median Age

32

Population Growth (in thousands)



Data Source: Applied Geographic Solutions and FT Locations 2024, TaxFoundation.Org 2021 and FT Locations research.

Educational Attainment

27.38% of the population in Kern County have an associate's degree or higher. 77.99% have a high school degree or higher.



< Grade 9

12.48%



Grade 9-12

9.53%



High School

28.55%



Some College

22.06%



Assoc Degree

8.07%



Bach Degree

12.8%



Grad Degree

6.51%



offer associate's Degree or Certificate



offer Bachelor's Degree or Higher

Labor Force

Kern County has a labor force of 412,770 people, with an unemployment rate of 8.3%.

412,770

Labor Force

8.3%

Unemployment Rate

▼ -0.4%

Unemployment Rate
Change (1 year)

Talent

What are the largest job counts by occupation?

Office and
Administrative
support



11.18%

27,250

Sales



9.71%

23,687

Executive,
Managers, and
Administrators



9.36%

22,819

Construction and
Extraction



7.22%

17,604

Education,
Training/Library




5.73%

13,970

Total Employees

243,835



The work distribution of total employees in Kern County is:



42%

Blue Collar



57%

White Collar

Total Establishments

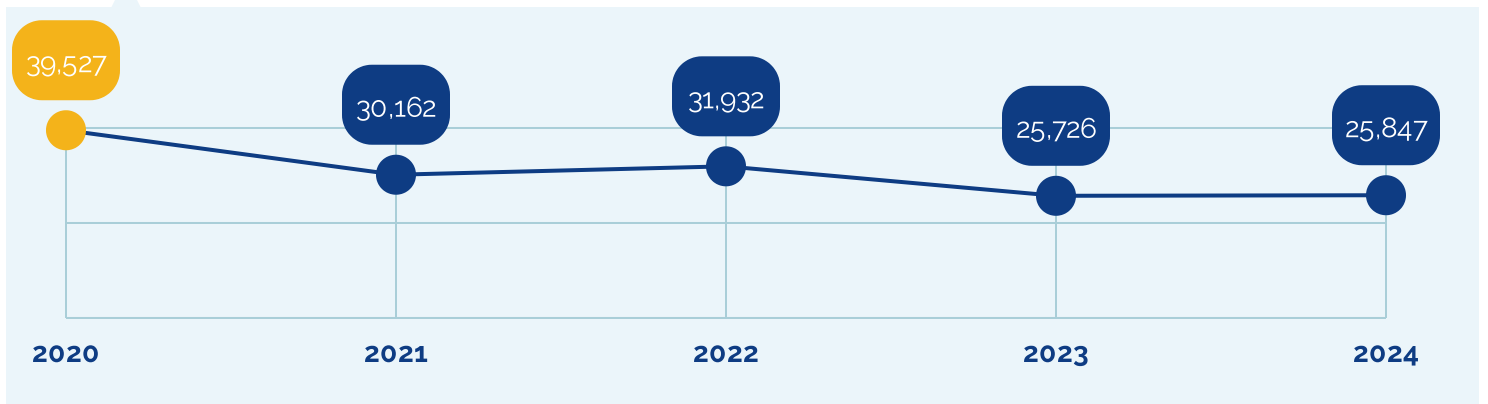
24,617



Businesses and Jobs

Kern County has a total of 24,617 businesses. In 2024, the leading industries in Kern County were Health Care and Social Services, Retail, Education, and Accommodation and Food Services.

What are the top industries by jobs?



How many employees do businesses in Kern County have?



Income and Spending

Households in Kern County earn a median yearly income of \$69,670. 34.11% of the households earn more than the national average each year. Household expenditures average \$69,303 per year. The majority of earnings get spent on Shelter, Transportation, Food and Beverages, Health Care, and Utilities.

\$69,670

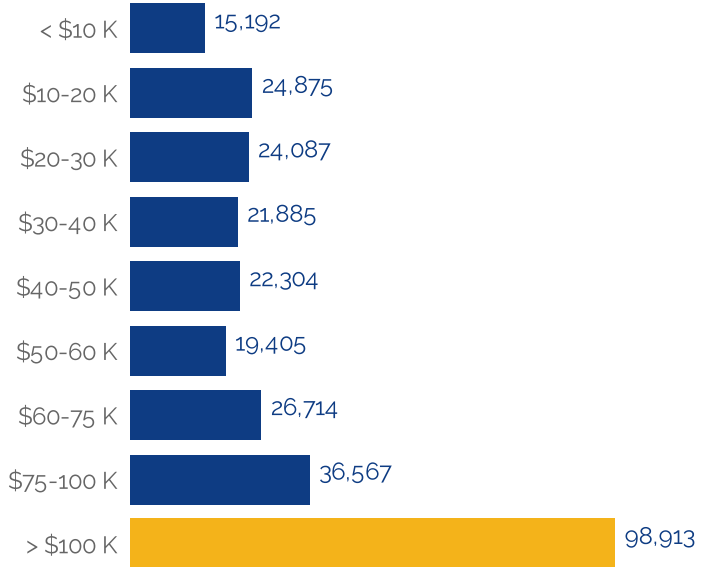
Median Household Income

0% more than the county

29% less than the state

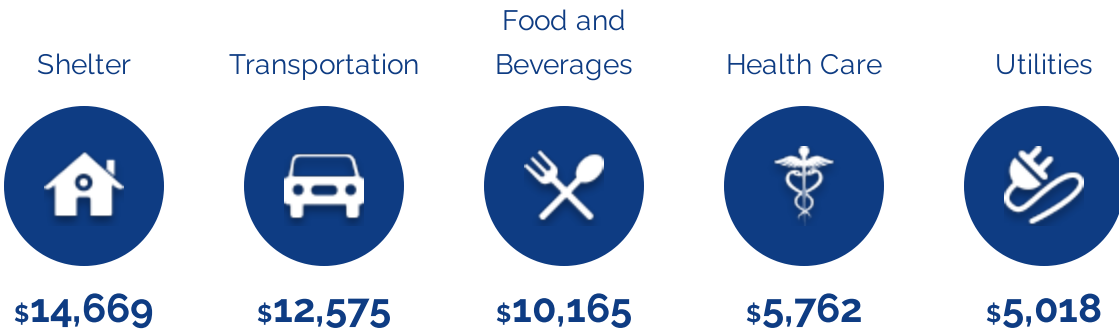
12% less than the nation

Income Distribution



How do people spend most of their money?

PER HOUSEHOLD

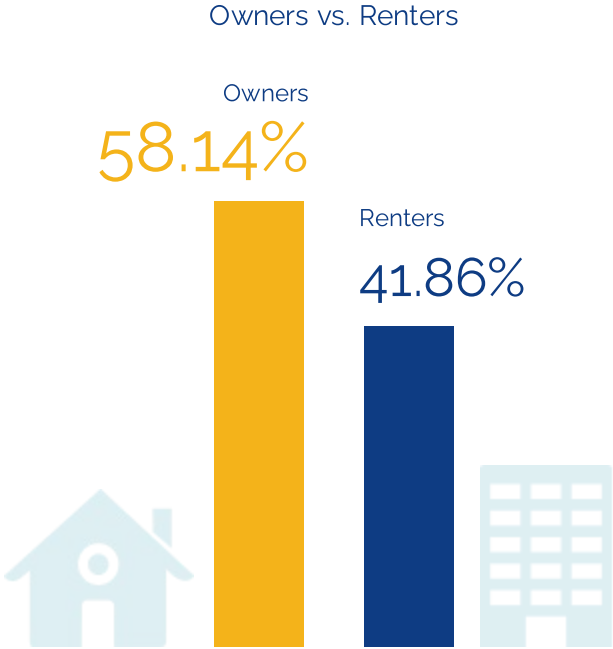


\$69,303

Average Household Expenditure

Housing

There are 16% more households who own their homes than there are renters.



Transportation

Residents spend an average of 23 minutes commuting to work. Kern County is served by 50 airports within 50 miles. Rail can be accessed within the community. Interstates can be accessed within the community.



23min

Commute Travel Time



16 + 50(+50 miles)

Airports in Community



Interstate

In Community



Freight Rail

In Community

Taxes

Top State Corporate Income Tax

8.84%

Top State Corporate Capital Gains Tax

8.84%

Top State Personal Income Tax

13.3%

Top State Personal Capital Gains Tax

13.3%

State Sales Tax

7.25%