

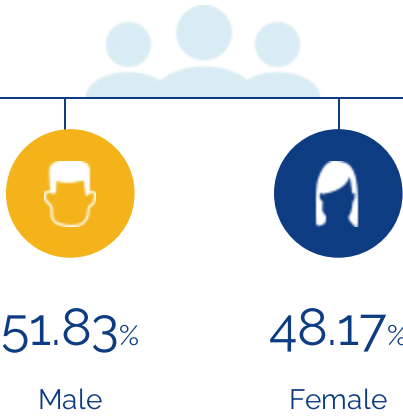


People

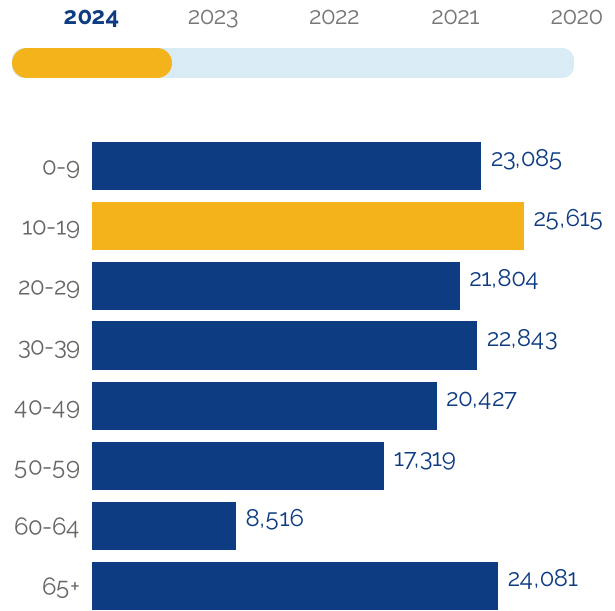
The total population of Madera County is 165,933. The median age is 33.83

165,933

Total Population



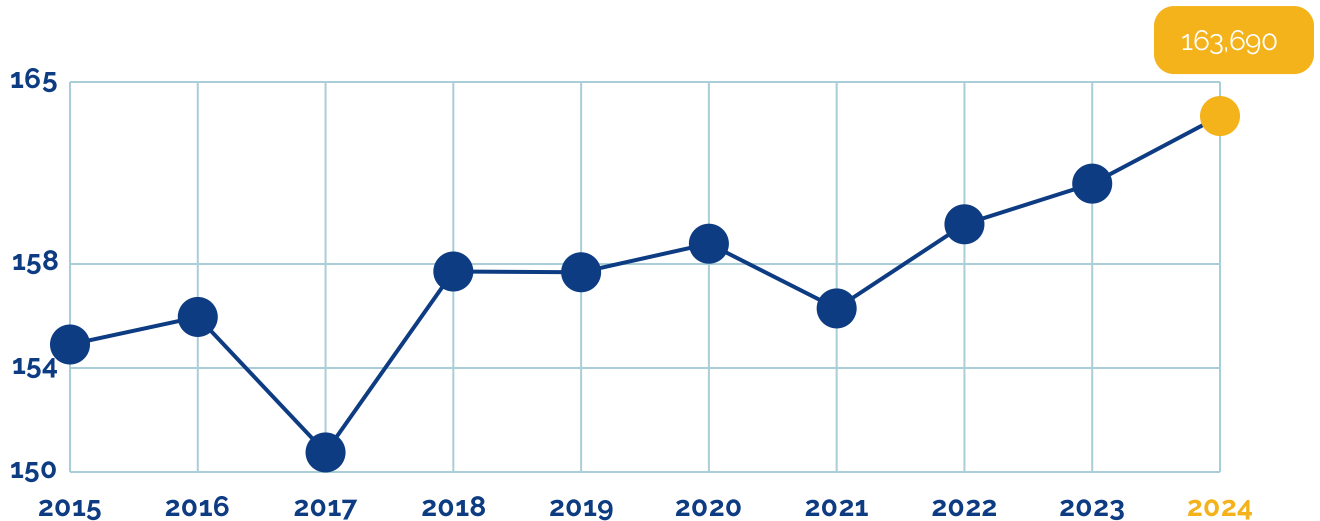
Age Distribution



Median Age

34

Population Growth (in thousands)



Data Source: Applied Geographic Solutions and FT Locations 2024, TaxFoundation.Org 2021 and FT Locations research.

Educational Attainment

25.36% of the population in Madera County have an associate's degree or higher. 72.82% have a high school degree or higher.



< Grade 9

15.91%



Grade 9-12

11.28%



High School

24.42%



Some College

23.04%



Assoc Degree

8.15%



Bach Degree

11.37%



Grad Degree

5.84%



offer associate's Degree or Certificate



offer Bachelor's Degree or Higher

Labor Force

Madera County has a labor force of 76,562 people, with an unemployment rate of 7.7%.

76,562

Labor Force

7.7%

Unemployment Rate

▼ -0.2%

Unemployment Rate
Change (1 year)

Talent

What are the largest job counts by occupation?

Office and
Administrative
support



11.95%

3,502

Sales



9.5%

2,783

Executive,
Managers, and
Administrators



8.52%

2,498

Education,
Training/Library



8.11%

2,377

Food Preparation,
Serving




6.6%

1,935

Total Employees

32,414



The work distribution of total employees in Madera County is:



40%

Blue Collar



59%

White Collar

Total Establishments

3,462



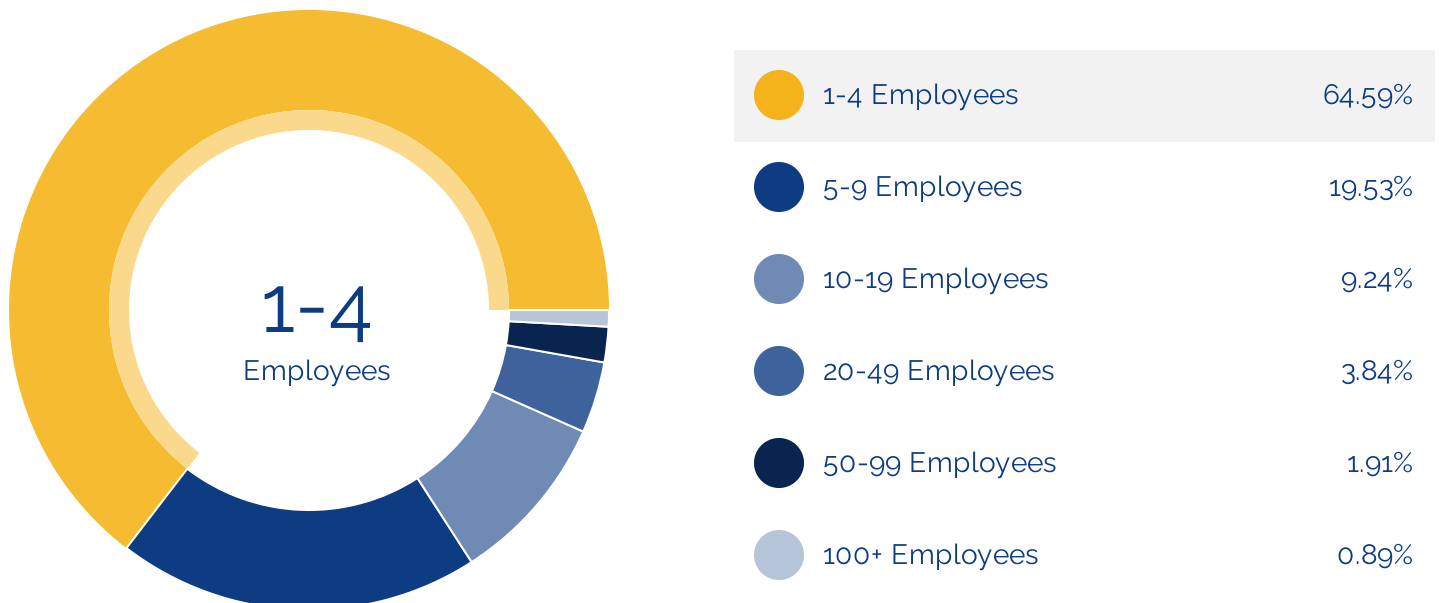
Businesses and Jobs

Madera County has a total of 3,462 businesses. In 2024, the leading industries in Madera County were Health Care and Social Services, Education, Retail, and Accommodation and Food Services.

What are the top industries by jobs?



How many employees do businesses in Madera County have?



Income and Spending

Households in Madera County earn a median yearly income of \$78,658. 37.14% of the households earn more than the national average each year. Household expenditures average \$106,755 per year. The majority of earnings get spent on Tax and Retirement (Total), Shelter (Total), Transportation (Total), Grocery (Total), and Health Care (Total).

\$78,658

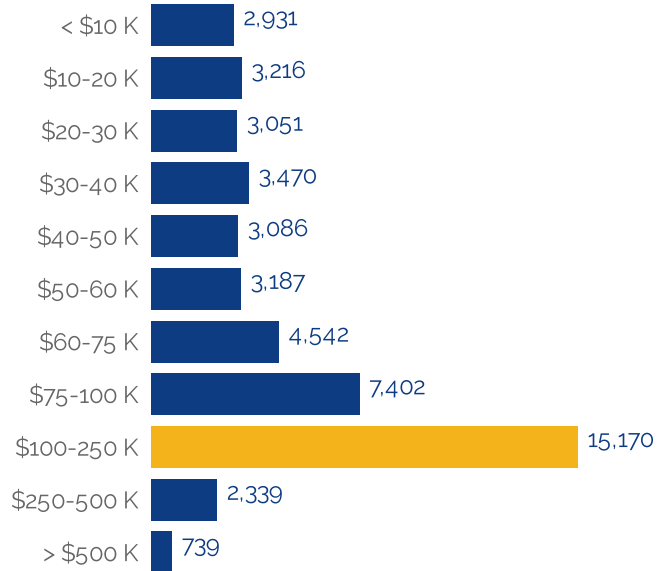
Median Household Income

0% more than the county

22% less than the state

4% less than the nation

Income Distribution



How do people spend most of their money?

PER HOUSEHOLD

Tax and Retirement (Total)



\$24,787

Shelter (Total)



\$17,594

Transportation (Total)



\$17,017

Grocery (Total)



\$7,563

Health Care (Total)



\$6,844



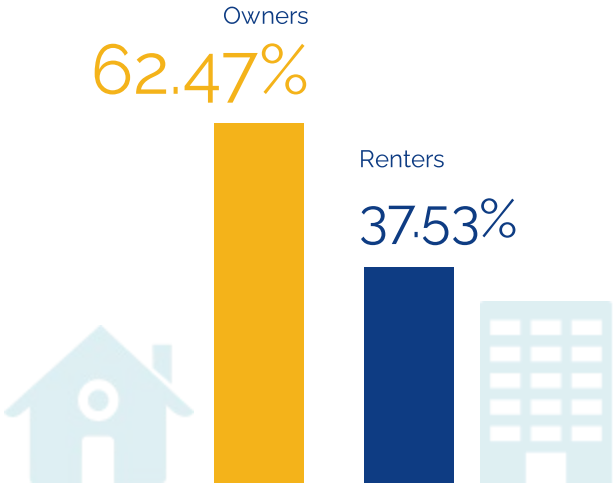
\$106,755

Average Household Expenditure

Housing

There are 25% more households who own their homes than there are renters.

Owners vs. Renters



Transportation

Residents spend an average of 27 minutes commuting to work. Madera County is served by 30 airports within 50 miles. Rail can be accessed within the community. Interstates can be accessed 15 miles away.



27min

Commute Travel Time



2 + 30(+50 miles)

Airports in Community



15miles

Distance to Interstate



Freight Rail

In Community

Taxes

Top State Corporate Income Tax

8.84%

Top State Corporate Capital Gains Tax

8.84%

Top State Personal Income Tax

13.3%

Top State Personal Capital Gains Tax

13.3%

State Sales Tax

7.25%